

Annual Report 2014



2014 has been an innovative and productive year for Warnbro Community High School.



Ms Kya Graves, *Principal*

2014 has been an innovative and productive year for Warnbro Community High School. We were successful in applying for, and gaining Independent Public School (IPS) status for 2015. This will bring great benefits in terms of our ability to manage our finances, greater flexibility in staff selection and improved student outcomes. We welcome the opportunity for staff and community members to work collaboratively in new and innovative ways to forge exciting learning opportunities for students.

The school undertook significant work, in consultation with the School Council to rejuvenate our school motto "I Am Because We Are" and use that as a basis for discussions with our community about what we felt was important for our students. The School Business Plan began to take shape with

particular emphasis on student wellbeing and opportunities, as well as focusing on strengthening our partnerships with our wider community, including but not limited to our local Primary Schools.

We can be proud of our many achievements over the year. Our new branding and focus on improving our school grounds has fostered a sense of belonging and pride in our school community. This has been re-inforced by the ongoing focus we have had on Positive Behaviour in Schools – emphasising to students the need to "Be Your Best, Be Respectful, and Be Responsible".

A new website, electronic sign and a free phone 'app' for parents and students has improved communication within the school community and increased the Warnbro Community High School profile and sense of identity. Our gardens and classrooms are looking fabulous, providing an inspiring and vibrant learning environment.

We have embraced Information Technology (IT) to empower teachers with the introduction of Apple TVs and iPads, accompanied by ongoing professional development opportunities in the latest IT teaching.

With the announcement of the Year 7 student entry to high schools in 2015, planning for transition programs, curriculum delivery and pastoral care structures began. The school reviewed and implemented some minor structural changes to the Pastoral care to accommodate the incoming Year 7 students. Curriculum discussions commenced (K-12) and transition programs were enhanced to include

a more comprehensive approach to preparing for student transitions. This has seen us offer more opportunities for our Primary Schools to access our facilities and develop closer relationships to ensure that transition occurs throughout the year, with various Primary school classes – not only at the end of the year for one particular year group of students. To further those relationships, there has been an undertaking by our staff to join with our Primary school colleagues in Professional Development to ensure that we are beginning to look at education holistically – Kindergarten to Year 12.

Specialist programs continue to attract student enrolments. We will have a renewed focus on tracking our data in relation to our specialist programs as to what opportunities our students take up in Senior School and beyond based on their experiences in these Specialist Programs moving into 2015.

Overall, in 2014 student achievement – particularly in Year 12 – was positive. We saw an increase in our median ATAR score, as well as a significant increase in the number of students being awarded a Certificate II in training, leading to a significant rise in our overall attainment rate. Our challenge moving into 2015 will be to focus on our lower school results to ensure that we are putting in place the correct educational building blocks for future success in senior school for all students. A focus on attendance and classroom engagement will be the cornerstone of planning for 2015.

Year 12 Achievements

98% of our eligible Year 12s achieved their Western Australian Certificate of Education (WACE).

21% of our students received an ATAR score, with an average ATAR of 62.2.

67% of our Year 12s achieved a Certificate II or higher qualification.

77% of our students had an ATAR score of 55 or above, or achieved a Certificate II or higher.

Year	Eligible Year 12 Students	Percentage achieving WACE
2012	159	97%
2013	166	96%
2014	100	98%

Year 12 Participation

Year	Eligible Year 12 Students	Number acquiring an ATAR		VET – No of students		VET – No of students completing a Cert II or higher	
		Number	Percentage	Number	Percentage	Number	Percentage
2012	159	25	16%	136	86%	106	67%
2013	166	36	22%	132	80%	88	53%
2014	100	21	21%	76	76%	67	67%

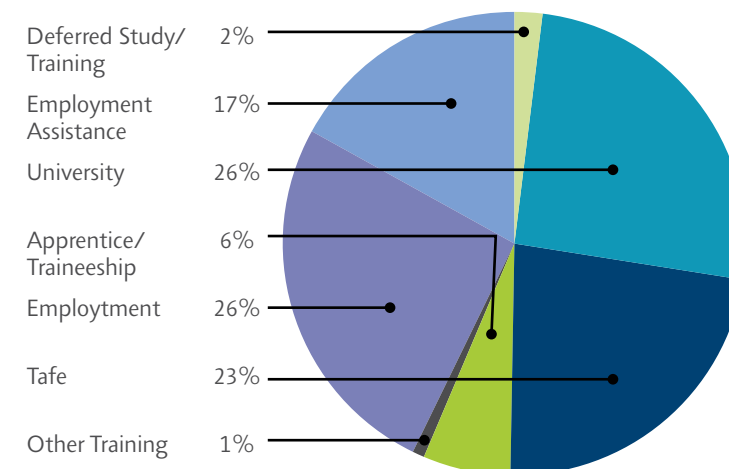
In 2014 we commenced a Compact with Murdoch University, which focuses on supporting students to achieve direct and alternative entry to university post Year 12.

Year 12 2013 Destinations

28.9% of surveyed students from the Class of 2013 intended to go to university, and 26.2% of surveyed students went to university.

36.8% intended to go to TAFE and 23% went to TAFE.

9.9% of students intended to go to Employment, and 26.2% were in Employment at the time of the survey.

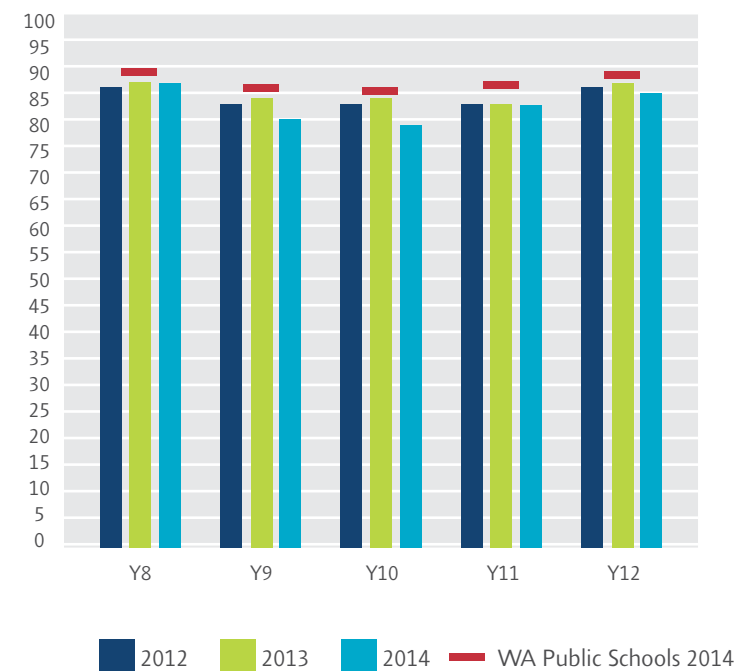


Attendance

Attendance has been and continues to be a priority of the Student Services Team at Warnbro Community High School. There has been progress made in moving the overall average attendance rates closer to like schools since 2012. Year 8 Attendance also improved in 2014 and Aboriginal attendance was above the State average in 2014. To further improve attendance there has been significant change in the Pastoral Care structures across the school in 2014. This has resulted in the Warnbro Community High School Attendance Policy and Processes being reviewed and improved. To further address consistency in recording attendance, we have moved to complete online marking of attendance through the use of Academy. Attendance targets have been set for each year group and targets to increasing the percentage of students in the Regular (90% and above) band have also been set. These are articulated in the Student Services Operational Plan and Warnbro Community High School Business Plan.

Year	Non - Aboriginal			Aboriginal			Total		
	School	Like Schools	WA Public Schools	School	Like Schools	WA Public Schools	School	Like Schools	WA Public Schools
2012	84.5%	88.6%	89.3%	73.0%	76.3%	67.9%	84.1%	88.0%	87.7%
2013	85.5%	87.8%	89.1%	74.2%	73.8%	67.2%	84.9%	87.0%	87.4%
2014	83.1%	85.8%	88.6%	69.4%	73.1%	66.3%	82.4%	84.8%	86.9%

% Attendance



In 2014 Student Services was responsible for the organisation of a number of celebrations and reward events for our students.

Student Services

In 2014 Student Services was responsible for the organisation of a number of celebrations and reward events for our students. These included:

- Year Group Assemblies
- Year 8 Camp to Nanga
- Royal Australian Navy Helicopter Visit
- United States Ship Hawaii staff visit and submarine tour
- US Consul visit and presentation
- Year 10 River Cruise
- Year 11 Dinner Dance
- Year 12 Ball
- Year 12 Farewell Breakfast
- Year 12 Valedictory

The Student Services Team also supported students through activities such as:

- The Peer Support Program
- Gaining Opportunities and Learning Skills Mentoring Program
- Organising for representatives from universities, TAFE and other employers to attend Parent Evenings and assemblies
- Additional Transition Programs for Year 6 and 7 students
- Student Council.

We have also supported students both inside and outside school through our connections with external agencies such as:

- City of Rockingham Youth Workers Mentoring
- Youth Focus Mentoring
- Salvation Army Mentor Program
- Mercy Reconnect
- Bridging the Gap
- David Wirrpanda Foundation
- Troy Cook Foundation
- Follow the Dream Outreach Program
- Deadly Sista Girlz.



Numeracy

In 2014 we had 57% of our Year 9 students perform above national standard.

Year 9 National Assessment Plan Literacy And Numeracy (NAPLAN)

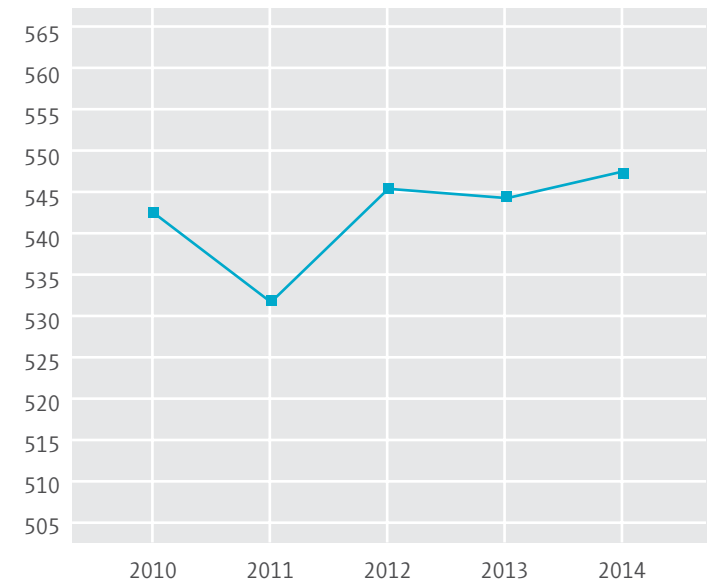
Numeracy

In 2014 we had 57% of our Year 9 students perform above national standard, 40% at national standard and only 3% below national standard.

16% of our students achieved Band 8 and above, with 2% of these achieving band 10. This means that these students will not have to complete the Online Literacy and Numeracy Assessment in 2015 (OLNA – passing this is a prerequisite for achieving the Western Australian Certificate of Education in 2016).

Whilst achievement for many of our students was satisfactory, overall progress was lower than expected and will be a focus in 2015.

Year 9 Numeracy Average Test Score



Literacy

In 2014 58% of our Year 9 students perform above national standard.

Year 9 National Assessment Plan Literacy And Numeracy (NAPLAN)

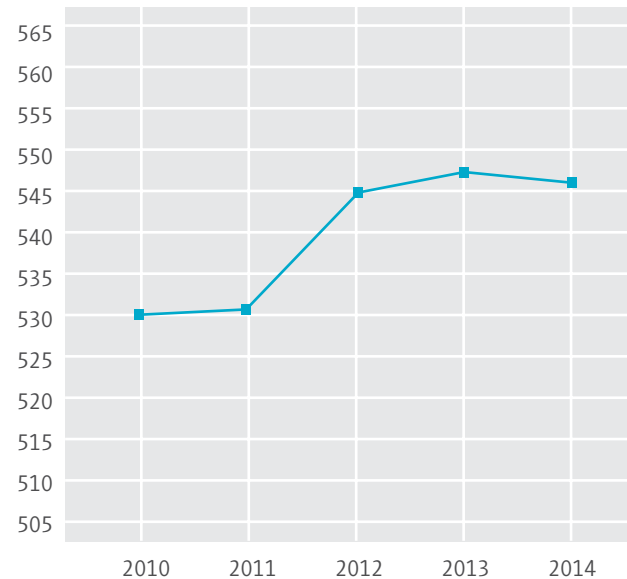
Literacy

In 2014 58% of our Year 9 students performed above national standard with 32% at national standard in Reading. 56% of our Year 9 students performed above national standard in Writing, with 23% at national standard.

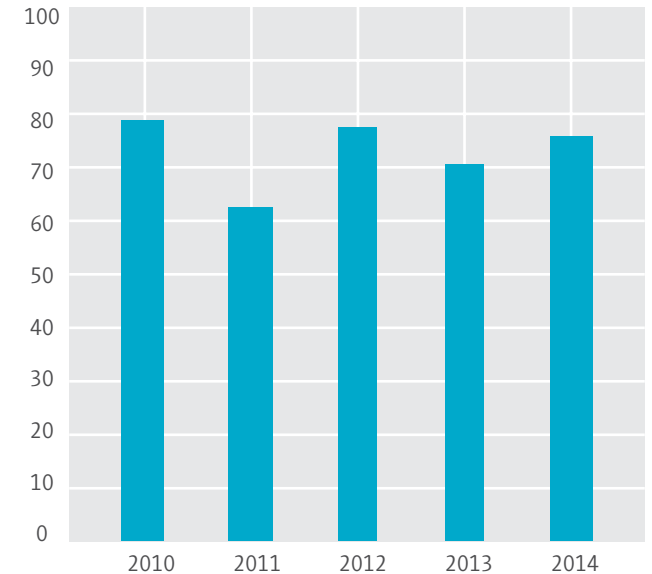
We had 24.68% of our students achieve band 8 in Reading and 29.9% in Writing. This means that these students will not have to complete the OLNA in 2015.

Whilst achievement for many of our students was satisfactory, overall progress was lower than expected and will be a focus in 2015.

Year 9 Reading Average Test Score



Year 9 Writing National Minimum Standards Results



Online Literacy and Numeracy Assessment Year 10

In March 2014 the first ever round of Online Literacy and Numeracy Assessment (OLNA) was completed by Year 10 students across Western Australia. Passing the OLNA in all areas is a pre-requisite for achieving the Western Australian Certificate of Education (WACE – graduation) from 2016. In September the second round of Online Literacy and Numeracy Assessment (OLNA) occurred for students who did not achieve a Category 3 in the previous testing. Students were tested in three areas: Writing, Reading and Numeracy and rated against the following Categories of Achievement;

Category 3 - Students who have demonstrated the minimum standard, either through the OLNA or Year 9 NAPLAN.

Category 2 - Students who have not yet demonstrated the minimum standard but are expected to do so before the end of Year 12. It is recommended that these students enrol in ATAR or General courses.

Category 1 - Students who have not demonstrated the minimum standard and may require specific learning interventions.

Category NSA - Students who did not sit the assessment or assessment result not available

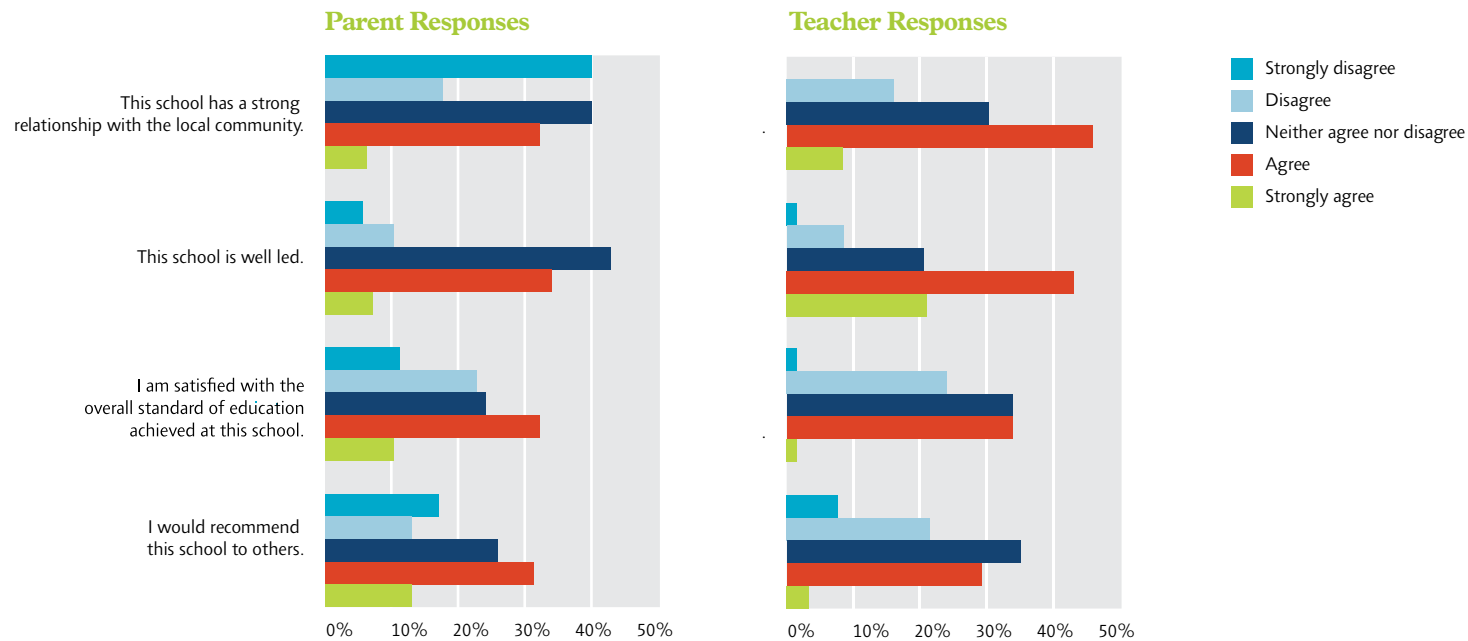
	Numeracy		Reading		Writing	
Category 1	29	10%	24	8%	22	8%
Category 2	87	30%	71	25%	70	24%
Category 3	119	41%	158	55%	142	49%
Category NSA	54	19%	36	12%	55	19%

As this was the first year of this assessment we do not have a benchmark to compare these results against. It is encouraging that less than 10% of students achieved a Category 1 result in all areas but the number of students choosing not to sit the assessment is of concern.

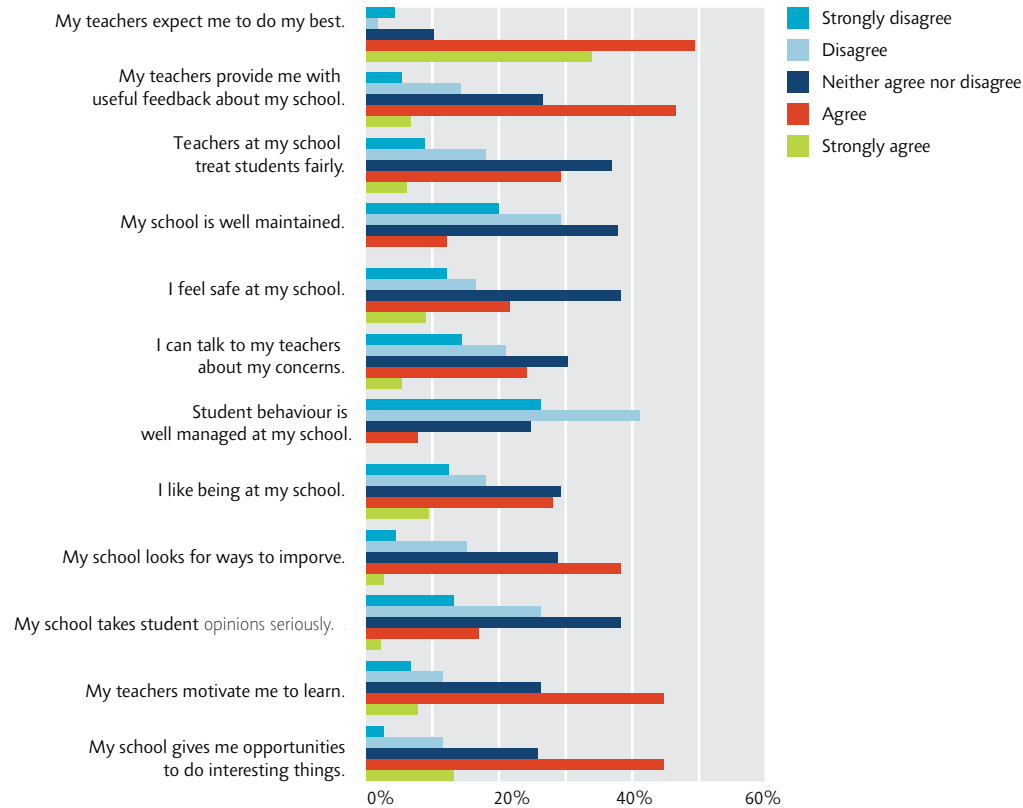
All Year 10 students who do not achieve a Category 3 in OLNA will have to re-sit the test in March and September of the following year until they reach that Category.

Survey Responses

In Term 4 we surveyed parents, students and staff members. This information assists us in reviewing our programs and processes as part of our focus on improvement.



Student Responses



Navigation Click to section then scroll through

The New Zealand expedition was a highlight for 22 students in Years 8 - 11.

Specialist Programs

Adventure Recreation (Ad Rec)

The Year 12 Stage 3 Outdoor Education class planned and delivered a leadership camp for the Year 8 Adventure Recreation class to Hamelin Bay. This was the first time an expedition like this has taken place at Warnbro, and the impact was extremely positive for all students.

Adventure Recreation students again competed in the WA Schools State Orienteering Championships at Whiteman Park. Five students picked up medals in the Under 15's individual competition.

The New Zealand expedition was a highlight for 22 students in Years 8 - 11, with three staff members. They made the journey to Rotorua, experiencing activities ranging from mountain biking to blackwater rafting. The students also experienced Maori culture, staying at Paruaharanui Marae, a traditional meeting place for Maori people in Rotorua.



Navigation Click to section then scroll through

PRINCIPAL'S
REPORT

YEAR 12
ACHIEVEMENTS

ATTENDANCE

STUDENT SERVICES

YEAR 9 NAPLAN

ONLINE LITERACY
AND NUMERACY
ASSESSMENT YEAR 10

SURVEY RESPONSES

SPECIALIST
PROGRAMS

ADVANCED
TECHNOLOGY
AND DESIGN

LEARNING AREA
HIGHLIGHTS

FINANCIAL
SUMMARY

Audiences for Studio Exhibitions are at their highest level ever with a capacity crowd attending the Tall Stories Exhibition.

Creative Arts Specialist Program (CASP)

Alix Avion has completed two years as Creative Arts Production Director. During the last two years progress towards goals on building student's realistic and contemporary performance experience have been realised.

CASP students have worked alongside technical roles at Murdoch University (MAP4U), Nexus Performance Space at Murdoch University and PICA (Perth Institute for Contemporary Art). Workshops between CASP students and partner primary school classes increased visibility of our students in the community and has contributed to positive feedback from both staff and students of participating schools.

Audiences for Studio Exhibitions are at their highest level ever with a capacity crowd attending the Tall Stories Exhibition in November last year.

New support from the local member for Warnbro, Mr Paul Papalia has resulted in securing funding for an annual CASP camp including workshops with Industry Professionals. The Creative Arts Director for 2015/16 is Joanna Sweetman.



Navigation Click to section then scroll through

PRINCIPAL'S REPORT

YEAR 12 ACHIEVEMENTS

ATTENDANCE

STUDENT SERVICES

YEAR 9 NAPLAN

ONLINE LITERACY AND NUMERACY ASSESSMENT YEAR 10

SURVEY RESPONSES

SPECIALIST PROGRAMS

ADVANCED TECHNOLOGY AND DESIGN

LEARNING AREA HIGHLIGHTS

FINANCIAL SUMMARY

...students are enjoying a rigorous schedule of classroom and extra curricula activities.

Advanced Technology and Design (ATD)

The ongoing success of the Advanced Technology and Design Specialist Program continues to present highlights. The students are enjoying a rigorous schedule of classroom and extra curricula activities.

During 2014 this included:

Year 8

- Perth Zoo Design Challenge excursion
- ATD Challenge Innovation day

Year 9

- Interschool Design Challenge at Hale School
- Grand Designs, sustainable building excursion

Year 10

- Central Institute of Technology future Pathways excursion
- Curtin University excursion



Navigation [Click to section then scroll through](#)

[PRINCIPAL'S
REPORT](#)

[YEAR 12
ACHIEVEMENTS](#)

[ATTENDANCE](#)

[STUDENT SERVICES](#)

[YEAR 9 NAPLAN](#)

[ONLINE LITERACY
AND NUMERACY
ASSESSMENT YEAR 10](#)

[SURVEY RESPONSES](#)

[SPECIALIST
PROGRAMS](#)

[ADVANCED
TECHNOLOGY
AND DESIGN](#)

[LEARNING AREA
HIGHLIGHTS](#)

[FINANCIAL
SUMMARY](#)

Male student numbers are increasing in Dance electives Year 9-12 in some classes reaching 1 to 4 ratio (male to female).

Learning Area Highlights

The Arts

New Initiatives

We have formed a two year Partnership for 2015-16 with PICA (Perth Institute of Contemporary Art) Sparks Lab 2. This provides a foundation for collaborative projects exhibitions, workshops and educational activities for The Arts and English Learning Areas and with follow on opportunities for our local primary schools.

Notable Performances and Exhibitions showcasing the work of our students in 2014

Dance is in process of building a street-dance/hip-hop culture to augment the existing contemporary focus. Male student numbers are increasing in **Dance** electives Year 9-12 in some classes reaching 1 to 4 ratio (male to female). Through new partnerships (PICA and Murdoch University) students engaged artistically and physically with contemporary workshops from *Chunky Move* and *Dance Collective*.

Dance & Drama students in Year 11 participated in two heats at the Youth on Health Festival, receiving strong supportive feedback and warm reception from the audiences.

Drama is in a growth cycle with strong numbers in Year 11 ATAR and General, also expanding facilities for these students with the introduction of a new theaterette/classroom.

Media students participated in the exciting MAP4U media project in partnership with Murdoch University. This event ran over three days and included the experience for our **Media, CASP** and **Drama** students working with a professional film crew. The School was also an item on the Channel 9 Morning Show with a live interview and throw from the school.

Electronic Arts students participated in the St George's Cathedral Art Exhibition, with one of our students, Trent Rose-Anderson receiving a special mention by Stefano Carboni, Director of AGWA.

Design Photography students participated enthusiastically in the *Act Belong Commit* campaign, City of Rockingham with school workshops facilitated by external photographer Kingsley Klaus.

Congratulations to WCHS ESC students who participated in the workshops and placed 1st 2nd and 3rd in the *Abilities* category.

Year 12 student James Moody placed Highly commended in the Kwinana Industries Council Youth Arts Award. **Visual Art Studio** works were exhibited at Warnbro Centre and in the Kwinana Youth Industry Awards, Tall Stories Exhibition incorporated studio works from partner primary schools and audience numbers were at highest levels recorded.



English

Staff saw the development of positive behaviours from students, particularly Year 10s, as the year progressed. They attribute the Positive Behaviour Support program as a factor in this.

- Some Year 8's set themselves the goal of getting selected into the Year 9 extension class; improving their results.
- ATAR Year 12's did above state average in the reading section.
- We had a Year 12 student achieve in the top tercile.
- As a cohort Stage 1 Year 12's achieved above expectations.
- Teachers wrote 3 new Senior School courses (tasks, timelines, marking keys) ready for implementation in 2015.
- English and Arts consolidated their working together to assist students in developing understanding of: aesthetics; descriptive and critical language; hybrid texts.
- We continued our good relationship with the library and teacher-librarian with: Book in A Day; Book in A Bag; Author talks and workshops; Year 8 reading program.

Future Links

- The Future links team worked hard to achieve a high success rate across Future Links programs. Strong emphasis on deadlines, progress checking and targeted catch up and coaching sessions during Terms 3 and 4 contributed to these results:
 - Year 12 Industry Links – 100% completion
 - Year 12 Workplace Learning – 100% completion
- Positive feedback from local employers about preparedness of our students for their age.
- All Year 11 and 12 students completed Certificate II Work Practices
- This was the fourth year of simulated formal job interviews using the local Rotary Club members. The feedback on interview skills and technique was very positive and invaluable. The department continues to strengthen its relationship with this section of the community and we will be welcoming some members into school to deliver formal workshops this year on resumes and interview techniques.
- NESS Year 9 Participation in the City of Rockingham Act, Belong, Commit School Banner Competition
- NESS Year 9 participation in a Sustainability Project in partnership with Baldivis Landfill.

The return of Rugby to Warnbro CHS was a massive highlight.

Health and Physical Education

There were many highlights across all areas of the HPE Learning Area during 2014.

- The return of Rugby to Warnbro CHS was a massive highlight, and aims to foster and build pride in the Warnbro identity.
- There was an increased focus on Interschool Sport this year within the HPE Learning Area, with teams entered across a number of competitions. Netball was a major milestone in 2014, with approximately 30 girls across all years participating.
- Warnbro again fielded teams in the School Sport WA Interschool Swimming and Athletics competitions.
- 2014 was a big step forward for Outdoor Education at Warnbro CHS, with classes running at both VET and ATAR levels across Years 11-12.



Navigation Click to section then scroll through

PRINCIPAL'S
REPORT

YEAR 12
ACHIEVEMENTS

ATTENDANCE

STUDENT SERVICES

YEAR 9 NAPLAN

ONLINE LITERACY
AND NUMERACY
ASSESSMENT YEAR 10

SURVEY RESPONSES

SPECIALIST
PROGRAMS

ADVANCED
TECHNOLOGY
AND DESIGN

LEARNING AREA
HIGHLIGHTS

FINANCIAL
SUMMARY

Anzac Day memorial assembly for Years 9 and 12.

Humanities and Social Sciences

- Anzac Day memorial assembly for Years 9 and 12
- Lighthouse Brigade display on the oval for all students
- Year 11 History visit to the Holocaust Centre
- Students were fast-tracked in getting their Tax File Numbers for part-time jobs
- Increased use of ICT by staff (Apple TV) and students (laptops) for inquiry based tasks

Mathematics

In March we celebrated International π (Pi) Day and students participated in a number of special activities throughout the day including making Pi bracelets. At lunch students received an apple or pumpkin pie if they were able to memorize the first five digits of Pi. The pies were prepared by some of our Year 9 students and were a huge success.



Navigation [Click to section then scroll through](#)

[PRINCIPAL'S REPORT](#)

[YEAR 12 ACHIEVEMENTS](#)

[ATTENDANCE](#)

[STUDENT SERVICES](#)

[YEAR 9 NAPLAN](#)

[ONLINE LITERACY AND NUMERACY ASSESSMENT YEAR 10](#)

[SURVEY RESPONSES](#)

[SPECIALIST PROGRAMS](#)

[ADVANCED TECHNOLOGY AND DESIGN](#)

[LEARNING AREA HIGHLIGHTS](#)

[FINANCIAL SUMMARY](#)

Science

Year 12 results

Physics, biology and chemistry results all improved from 2013

Big Science competition – 61 students participated – increase from 2013
2 High distinctions, 4 distinctions and 21 credits awarded

Science week activities – Primary school visits – Koorana, Port Kennedy and Rockingham lakes students involved in Science week theme – *Science feeding the world* – activities using soil science techniques

Year 10 Extension student visit to Murdoch to hear the Naked Scientist

Year 10 student visit to UWA to participate in Science cafe – talking to scientists about their field of research

Year 8 incursion – Beyond the Beaker talk by Scitech

Science feeding the world Staff morning tea

Robotics club demonstration during Science week dinner at Sebel, Mandurah

First Lego league – first year of competition funded by MAP4U compact with Murdoch University Rockingham 8 students participated

Brian Cox Livestream interactive session to Year 11 Physics

Science activities during Transition Day 2014



The aim has been to focus on students' knowledge and use of mobile devices to develop their effectiveness and productivity.

Technology and Enterprise

Major curriculum initiatives include:

- Year 7 program development (in preparation for 2015). The aim has been to focus on students' knowledge and use of mobile devices to develop their effectiveness and productivity. Learning modules will be delivered using our new class set of iPads but will have relevance to all mobile devices.
- A Vocational Education and Training (VET) Hospitality course incorporating a **Certificate II in Hospitality**. Staff have undergone the necessary training and planning the curriculum in readiness for 2015; and
- We have established a relationship with an outstanding new VET Registered Training Organisation, The Australian Institute of Commerce and Technology (AICT). In collaboration with AICT we are preparing to deliver **Certificate III in Information, Digital Media and Technology**.

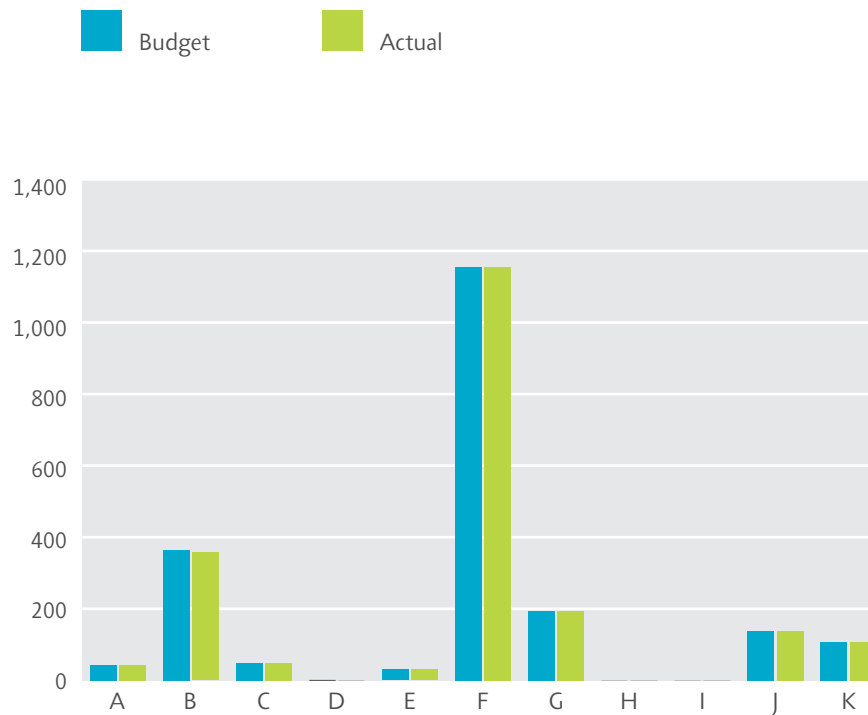


Financial Summary as at 31 December 2014

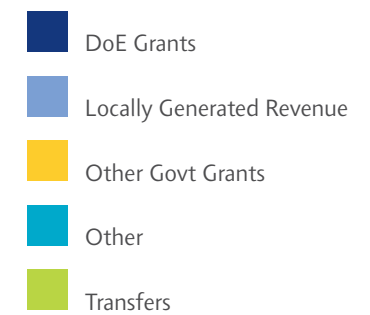
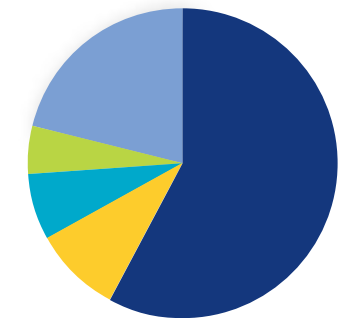
Revenue – Cash

	\$ Budget	\$ Actual
A Voluntary Contributions	43,767.00	43,767.09
B Charges and Fees	364,370.00	357,379.31
C Government Allowances	47,784.00	47,784.00
D P&C Contributions	-	-
E Fundraising/Donations/Sponsorships	30,327.00	30,194.69
F DoE Grants	1,155,137.49	1,155,138.50
G Other State Govt Grants	194,039.00	194,038.21
H Commonwealth Govt Grants	-	-
I Trading Activities	-	-
J Other	137,922.77	137,043.37
K Internal Transfers	107,441.00	107,441.00
Total	2,080,788.26	2,072,786.17
Opening Balance	483,850.04	483,850.04
Total Funds Available	2,564,638.30	2,556,636.21

Revenue – Budget vs Actual (\$000)



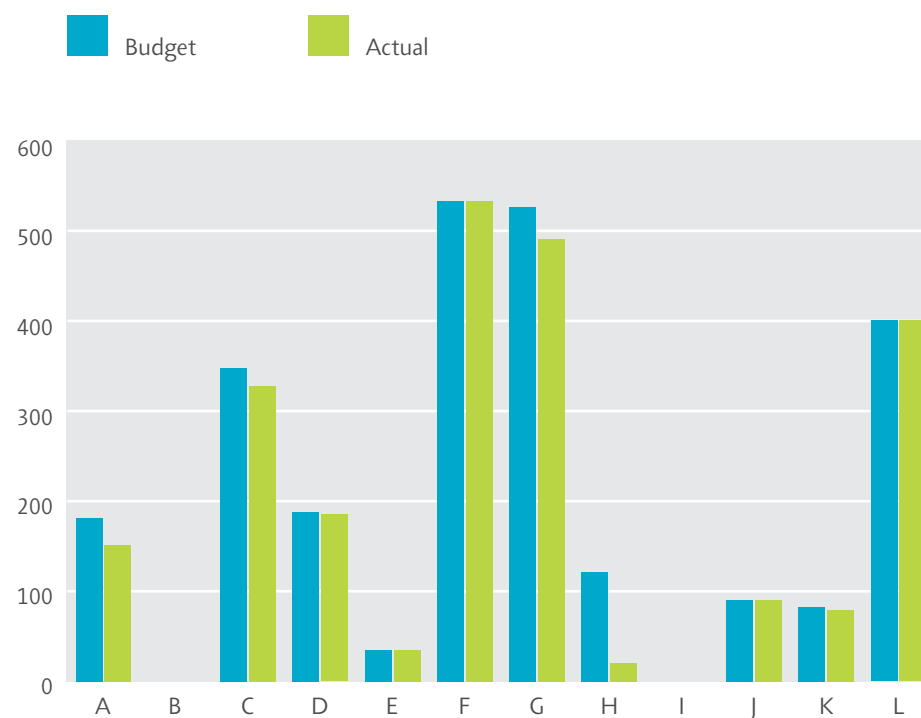
Current Year Actual Revenue Sources



Expenditure – Cash

		\$ Budget	\$ Actual
A	Administration	181,493.00	151,245.58
B	Leases	-	-
C	Utilities	347,866.00	327,820.65
D	Repairs/Maintenance/ Grounds	187,892.60	185,101.61
E	Building Fabric and Infrastructure	34,904.00	34,903.64
F	Assets and Resources	533,035.00	533,034.61
G	Education Services	526,836.80	491,388.10
H	Other Specific Programs	121,110.60	20,384.51
I	Trading Activities	-	-
J	Salary Pool Payments to Central Office	90,000.00	90,000.00
K	Other	82,281.00	78,988.32
L	Transfers to Reserves	400,464.00	400,464.00
Total		2,505,883.00	2,313,331.02

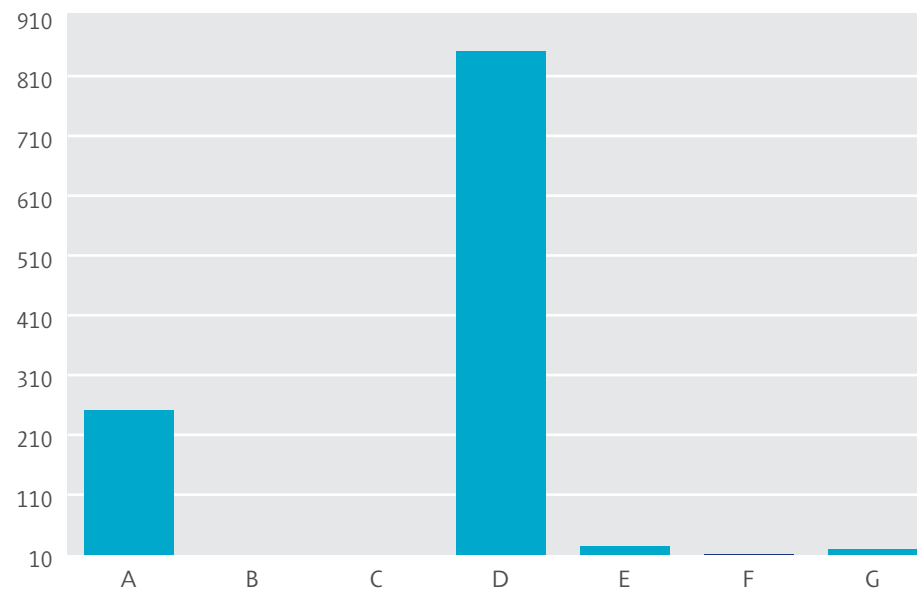
Expenditure – Budget vs Actual (\$000)



Cash Position as at – 31 December 2014

Bank Balance	1,094,269.82
Made up of	\$
A General Fund Balance	243,305.19
B Deductible Gift Funds	-
C Trust Funds	-
D Reserves	847,314.19
E Suspense Accounts	13,700.44
F Cash Advances	400.00
G Tax Position	9,650.00
Total Bank Balance	1,094,269.82

Cash Position (\$000)



Other Financial Information

Voluntary contributions collections rate	37%
Charges Collection Rate	65%
Total bad debts written off for the year	\$7,796.40

Total Creditors as at 31/12/2014	\$9,012.43
Total Debtors as at 31/12/2014	\$187,246.77
Total assets/resources written off for the year	\$2,480.00

Navigation Click to section then scroll through